

**UNITED STATES
SECURITIES AND EXCHANGE COMMISSION
WASHINGTON, D.C. 20549**

FORM 8-K

**CURRENT REPORT
Pursuant to Section 13 or 15(d)
of the Securities Exchange Act of 1934**

Date of Report (Date of earliest event reported) January 8, 2024

**JAZZ PHARMACEUTICALS PUBLIC LIMITED
COMPANY**

(Exact name of registrant as specified in its charter)

Ireland
(State or Other Jurisdiction
of Incorporation)

001-33500
(Commission
File No.)

98-1032470
(IRS Employer
Identification No.)

Fifth Floor, Waterloo Exchange, Waterloo Road, Dublin 4, Ireland D04 E5W7
(Address of principal executive offices, including zip code)

011-353-1-634-7800
(Registrant's telephone number, including area code)

Check the appropriate box below if the Form 8-K filing is intended to simultaneously satisfy the filing obligation of the registrant under any of the following provisions:

- Written communications pursuant to Rule 425 under the Securities Act (17 CFR 230.425)
- Soliciting material pursuant to Rule 14a-12 under the Exchange Act (17 CFR 240.14a-12)
- Pre-commencement communications pursuant to Rule 14d-2(b) under the Exchange Act (17 CFR 240.14d-2(b))
- Pre-commencement communications pursuant to Rule 13e-4(c) under the Exchange Act (17 CFR 240.13e-4(c))

Securities registered pursuant to Section 12(b) of the Act:

| Title of each class | Trading Symbol(s) | Name of each exchange on which registered |
|---|----------------------|--|
| Ordinary shares, nominal value \$0.0001 per share | JAZZ | The Nasdaq Stock Market LLC |

Indicate by check mark whether the registrant is an emerging growth company as defined in Rule 405 of the Securities Act of 1933 (§230.405 of this chapter) or Rule 12b-2 of the Securities Exchange Act of 1934 (§240.12b-2 of this chapter).

Emerging growth company

If an emerging growth company, indicate by check mark if the registrant has elected not to use the extended transition period for complying with any new or revised financial accounting standards provided pursuant to Section 13(a) of the Exchange Act.

Item 2.02. Results of Operations and Financial Condition.

The January 8, 2024 Jazz Pharmaceuticals plc (the “Company”) J.P. Morgan Healthcare Conference corporate overview and financial update presentation includes (i) the Company’s expectations that it will meet its previously announced total, neuroscience and oncology revenue guidance range for the year ended December 31, 2023, (ii) the Company’s expectations that its key growth drivers, Xywav, Epidiolex, and Rylaze, are expected to have combined double-digit percentage revenue growth in 2024, and (iii) the Company’s expectations with respect to the growth of high-sodium oxybate authorized generic royalty revenue for the year ended December 31, 2024. A copy of the presentation is attached hereto as Exhibit 99.1.

The information contained in this Item 2.02 of this Current Report on Form 8-K shall not be deemed to be “filed” for purposes of Section 18 of the Securities Exchange Act of 1934, as amended, or otherwise subject to the liabilities of that Section or Sections 11 and 12(a)(2) of the Securities Act of 1933, as amended. The information contained in this Item 2.02 of this Current Report on Form 8-K shall not be incorporated by reference into any filing with the U.S. Securities and Exchange Commission made by the Company, whether made before or after the date hereof, regardless of any general incorporation language in such filing.

Item 9.01. Financial Statements and Exhibits.

(d) Exhibits

| Exhibit Number | Description |
|---------------------------|---|
| 99.1 | Presentation slides by Jazz Pharmaceuticals plc on January 8, 2024. |
| 104 | Cover Page Interactive Data File (embedded within the Inline XBRL document) |

SIGNATURES

Pursuant to the requirements of the Securities Exchange Act of 1934, the Registrant has duly caused this report to be signed on its behalf by the undersigned hereunto duly authorized.

JAZZ PHARMACEUTICALS PUBLIC LIMITED
COMPANY

By: /s/ Patricia Carr
Name: Patricia Carr
Title: Principal Accounting Officer and Interim Principal
Financial Officer

Date: January 8, 2024

January 8, 2024

42nd Annual J.P. Morgan Healthcare Conference

Innovating to Transform the Lives
of Patients and Their Families



Caroline

Rylaze[®] patient diagnosed with ALL / LBL

Transforming Lives. Redefining Possibilities.

Caution Concerning Forward-Looking Statements

This presentation contains forward-looking statements and financial targets, including, but not limited to, statements related to: the Company's growth prospects and future financial and operating results, including Vision 2025 and expectations related thereto; 2023 revenue guidance and the Company's expectations related thereto; the Company's ability to deliver sustainable growth and enhance value; the Company's commercial expectations, including with respect to revenue diversification, and its expectations for significant growth; the Company's ability to realize the commercial potential of its products, including the blockbuster potential for Epidiolex, growth opportunities for Rylaze, Epidiolex/Epidyolex and Xywav, the Company's ability to achieve double-digit percentage growth in the combined revenues from Xywav, Epidiolex/Epidyolex and Rylaze/Enrylaze in 2024, the expectation that high sodium oxybate AG revenues will exceed \$200 million in 2024, the expectation that Xywav will remain the oxybate of choice in narcolepsy and Zepzelca's potential approval as a first line therapy; the value and growth potential of its products; the Company's net product sales, goals for net product sales from new and acquired products; the Company's views and expectations relating to its patent portfolio, including with respect to expected patent protection; planned or anticipated clinical trial events, including with respect to initiations, enrollment and data read-outs, and the anticipated timing thereof, and planned or anticipated regulatory submissions and filings; the Company's expectations with respect to its products and product candidates and the potential of the Company's products and product candidates, including expectations with respect to zanidatamab's de-risked, near term opportunity, the potential of zanidatamab to be more than a two billion dollar market opportunity with the potential to raise the standard of care for patients and create long-term value for the Company, and the potential regulatory path related thereto; and other statements that are not historical facts. These forward-looking statements are based on the Company's current plans, objectives, estimates, expectations and intentions and inherently involve significant risks and uncertainties. Actual results and the timing of events could differ materially from those anticipated in such forward-looking statements as a result of these risks and uncertainties, which include, without limitation, risks and uncertainties associated with: maintaining or increasing sales of and revenue from Xywav, Rylaze, Zepzelca, Epidiolex / Epidyolex and other key marketed products; effectively launching and commercializing the Company's other products and product candidates; the successful completion of development and regulatory activities with respect to the Company's product candidates; obtaining and maintaining adequate coverage and reimbursement for the Company's products; the time-consuming and uncertain regulatory approval process, including the risk that the Company's current and/or planned regulatory submissions may not be submitted, accepted or approved by applicable regulatory authorities in a timely manner or at all; the costly and time-consuming pharmaceutical product development and the uncertainty of clinical success, including risks related to failure or delays in successfully initiating or completing clinical trials and assessing patients such as those experienced, and expected to be experienced, by the Company; the Company's failure to realize the expected benefits of its acquisition of GW Pharmaceuticals; regulatory initiatives and changes in tax laws; market volatility; protecting and enhancing the Company's intellectual property rights and the Company's commercial success being dependent upon its obtaining, maintaining and defending intellectual property protection for its products and product candidates; delays or problems in the supply or manufacture of the Company's products and product candidates; complying with applicable U.S. and non-U.S. regulatory requirements, including those governing the research, development, manufacturing and distribution of controlled substances; government investigations, legal proceedings and other actions; identifying and consummating corporate development transactions, financing these transactions and successfully integrating acquired product candidates, products and businesses; the Company's ability to realize the anticipated benefits of its collaborations and license agreements with third parties; the sufficiency of the Company's cash flows and capital resources; the Company's ability to achieve targeted or expected future financial performance and results and the uncertainty of future tax, accounting and other provisions and estimates; the Company's ability to meet its projected long-term goals and objectives, including as part of Vision 2025, in the time periods that the Company anticipates, or at all, and the inherent uncertainty and significant judgments and assumptions underlying the Company's long-term goals and objectives; the completion of financial closing procedures, final audit adjustments and other developments that may arise that would cause the Company's expectations with respect to the Company's 2023 revenue guidance to differ, perhaps materially, from the financial results that will be reflected in the Company's audited consolidated financial statements for the fiscal year ended December 31, 2023; and other risks and uncertainties affecting the Company, including those described from time to time under the caption "Risk Factors" and elsewhere in the Company's Securities and Exchange Commission filings and reports, including the Company's Annual Report on Form 10-K for the year ended December 31, 2022 as supplemented by the Company's Quarterly Report on Form 10-Q for the quarter ended June 30, 2023, and its future filings and reports. Other risks and uncertainties of which the Company is not currently aware may also affect its forward-looking statements and may cause actual results and the timing of events to differ materially from those anticipated. The forward-looking statements made in this presentation are made only as of the date hereof or as of the dates indicated in the forward-looking statements, even if they are subsequently made available by the Company on its website or otherwise. The Company undertakes no obligation to update or supplement any forward-looking statements to reflect actual results, new information, future events, changes in its expectations or other circumstances that exist after the date as of which the forward-looking statements were made.



Transforming Lives. Redefining Possibilities.

Non-GAAP Financial Measures

To supplement Jazz Pharmaceuticals' financial results and guidance presented in accordance with U.S. generally accepted accounting principles (GAAP), the Company uses certain non-GAAP (also referred to as adjusted or non-GAAP adjusted) financial measures in this presentation. The Company presents non-GAAP adjusted operating margin and projected non-GAAP adjusted operating margin improvement. Non-GAAP adjusted operating margin is calculated as total revenues less non-GAAP adjusted cost of product sales, SG&A expenses and R&D expenses divided by total revenues. Non-GAAP adjusted cost of product sales, SG&A expenses and R&D expenses exclude certain line item components from GAAP reported cost of product sales, SG&A expenses and R&D expenses, as detailed in the non-GAAP adjusted operating margin reconciliation table that follows in the Appendix hereto. Investors should note that reconciliations of certain forward-looking or projected non-GAAP financial measures to their most comparable GAAP financial measures cannot be provided because the Company cannot do so without unreasonable efforts due to the unavailability of information needed to calculate reconciling items and due to the variability, complexity and limited visibility of comparable GAAP measures and the reconciling items that would be excluded from the non-GAAP financial measures in future periods. Likewise, reconciliations of projected non-GAAP adjusted cost of product sales, SG&A and R&D expenses, which are used to calculate projected non-GAAP adjusted operating margin and the related projected percentage improvement from 2021, to projected GAAP cost of product sales, SG&A and R&D expenses is not provided. For example, the non-GAAP adjustment for share-based compensation expense requires additional inputs such as the number and value of awards granted that are not currently ascertainable. Investors should note that the amounts of reconciling items between actual non-GAAP adjusted cost of product sales, SG&A and R&D expenses and actual GAAP cost of product sales, SG&A and R&D expenses could be significant such that actual GAAP cost of product sales, SG&A and R&D expenses would vary significantly from the projected adjusted cost of product sales, SG&A and R&D expenses used to calculate projected non-GAAP adjusted operating margin and the related projected percentage improvement from 2021.

The Company believes that each of these non-GAAP financial measures provides useful supplementary information to, and facilitates additional analysis by, investors and analysts and that each of these non-GAAP financial measures, when considered together with the Company's financial information prepared in accordance with GAAP, can enhance investors' and analysts' ability to meaningfully compare the Company's results from period to period and to its forward-looking guidance, and to identify operating trends in the Company's business. In addition, these non-GAAP financial measures are regularly used by investors and analysts to model and track the Company's financial performance. The Company's management also regularly uses these non-GAAP financial measures internally to understand, manage and evaluate the Company's business and to make operating decisions, and compensation of executives is based in part on certain of these non-GAAP financial measures. Because these non-GAAP financial measures are important internal measurements for the Company's management, the Company also believes that these non-GAAP financial measures are useful to investors and analysts since these measures allow for greater transparency with respect to key financial metrics the Company uses in assessing its own operating performance and making operating decisions. These non-GAAP financial measures are not meant to be considered in isolation or as a substitute for comparable GAAP measures; should be read in conjunction with the Company's consolidated financial statements prepared in accordance with GAAP, have no standardized meaning prescribed by GAAP, and are not prepared under any comprehensive set of accounting rules or principles in the reconciliation tables that follow. In addition, from time to time in the future there may be other items that the Company may exclude for purposes of its non-GAAP financial measures; and the Company has ceased, and may in the future cease, to exclude items that it has historically excluded for purposes of its non-GAAP financial measures. Likewise, the Company may determine to modify the nature of its adjustments to arrive at its non-GAAP financial measures. Because of the non-standardized definitions of non-GAAP financial measures, the non-GAAP financial measures as used by the Company in this presentation and the accompanying tables have limits in their usefulness to investors and may be calculated differently from, and therefore may not be directly comparable to, similarly titled measures used by other companies.





Our Purpose

is to innovate to transform the lives of patients and their families.

Who We Are

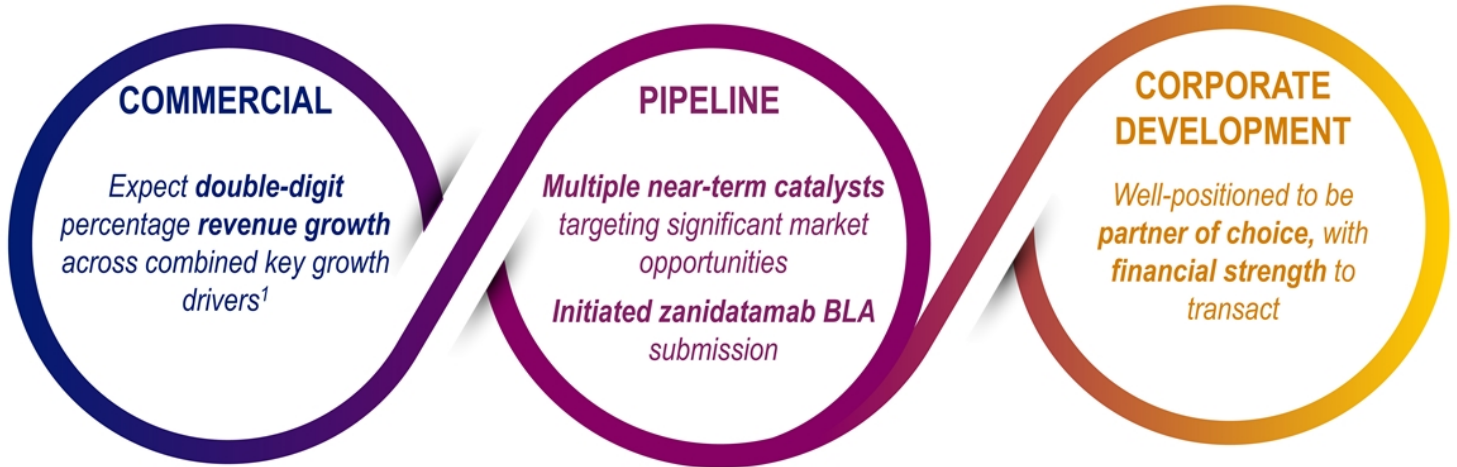
We are focused on developing life-changing medicines for people with serious diseases, often with limited or no therapeutic options, so they can live their lives more fully.



William
Xywav patient living with IH

Kasen and his mom Brittany
Epidiolex patient living with Dravet syndrome

Jazz in 2024: Multiple near-term growth drivers, significant pipeline catalysts and well-positioned to deliver meaningful value



Note: near-term growth drivers and pipeline catalysts are anticipated based on expectations for 2024; for further information, please see "Caution Concerning Forward-Looking Statements"; BLA = biologics license application. ¹Key growth drivers include: Xywav, Epidiolex, Rylaze.

Growth & Execution

Driving Growth and Delivering Value Through Continued Execution



Consistent Growth Driving Long-Term Shareholder Value

Expect to meet 2023 total, neuroscience and oncology revenue guidance¹

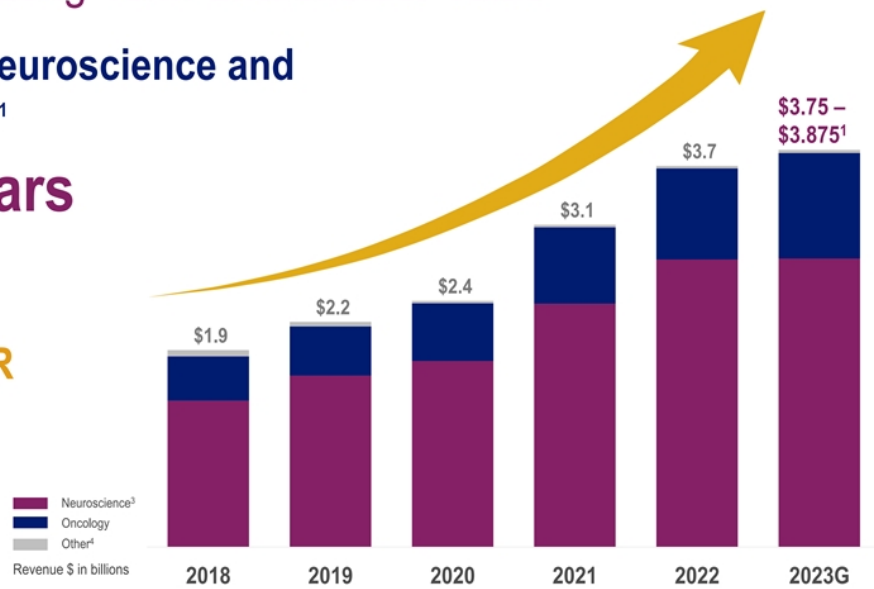
19 Consecutive Years

YoY Revenue Growth

2005 – 2023G

15% Total Revenue CAGR

2018 – 2023G midpoint²



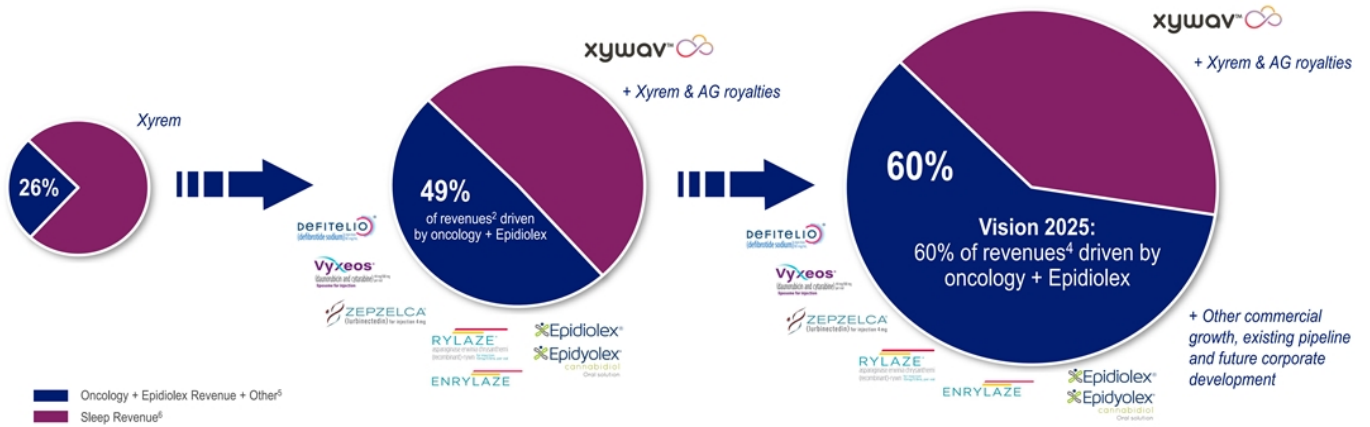
2023G = 2023 financial guidance as provided by Jazz Pharmaceuticals plc on and as of November 8, 2023; CAGR = compound annual growth rate; YoY = year-over-year. ¹The company expects that, for the year ended December 31, 2023, reported total, neuroscience and oncology revenues will meet the guidance range provided on November 8, 2023. Jazz Pharmaceuticals plc has not finalized its financial results for the year ended December 31, 2023, and actual results may differ; ²Based on mid-point of guidance provided by Jazz Pharmaceuticals plc on and as of November 8, 2023; ³Neuroscience revenues include high-sodium oxybate authorized generic royalties; ⁴Includes other revenues, other royalty and contract revenues, and revenues not associated with neuroscience or oncology.

Durable and Growing Commercial Portfolio

2018 Revenue
\$1.9 billion

2023 Revenue Guidance¹
\$3.75 - \$3.875 billion

Vision 2025³
\$5 billion

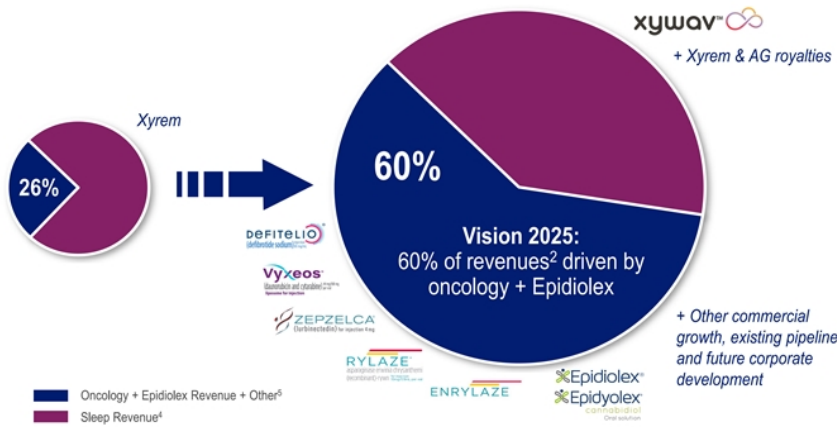


AG royalties = high-sodium authorized generic royalty revenues. ¹Guidance provided by Jazz Pharmaceuticals plc on and as of November 8, 2023. ²Chart based on YTD revenue reported in 3Q23. ³Vision 2025 represents Jazz estimates of future performance in 2025. ⁴Includes contributions from other commercial growth, Jazz's existing pipeline and future corporate development activities. ⁵Total revenues excluding revenues associated with Xywav, Xyrem, and high-sodium oxybate AG royalty revenues. ⁶Total sleep revenue includes Xywav, branded Xyrem and high-sodium oxybate AG royalty revenues.

Durable and Growing Commercial Portfolio

2018 Revenue
\$1.9 billion

Vision 2025¹
\$5 billion



Growth to Vision 2025

>\$3B

Expected Top-Line Revenue Growth Since 2018

+34%

Expected Increase in Non-Sleep Revenue³ Share Since 2018

15%

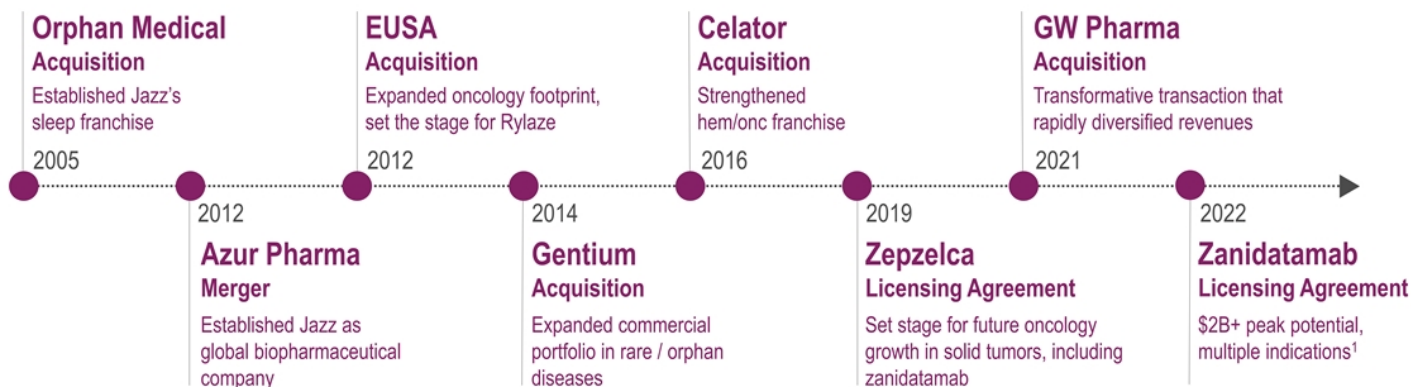
Revenue CAGR 2018 – Vision 2025¹ Target



AG royalties = high-sodium authorized generic royalty revenues; CAGR = compound annual growth rate. ¹Vision 2025 represents Jazz estimates of future performance in 2025; ²Includes contributions from other commercial growth, Jazz's existing pipeline and future corporate development activities; ³Total revenues excluding revenues associated with Xywav, Xyrem, and high-sodium oxybate AG royalty revenues; ⁴Total sleep revenue includes Xywav, branded Xyrem and high-sodium oxybate AG royalty revenues.

Strong Track Record of Corporate Development Success

WELL-POSITIONED TO BE A PARTNER OF CHOICE



2024 – 2025: TARGETING CORPORATE DEVELOPMENT OPPORTUNITIES TO DRIVE TOP-LINE REVENUE GROWTH AND DIVERSIFICATION



Note: Timeline shows select corporate development activity since 2005. Hem/onc = hematology & oncology. ¹Pending regulatory approval.

Vision 2025 is Built on Our Core Strengths

COMMERCIAL 

- ✓ Executing **successful launches**
- ✓ **#1** treatment in **narcolepsy**
- ✓ **#1** branded **epilepsy** treatment
- ✓ **Rapidly growing oncology** business

\$5B
in revenue in 2025

PIPELINE 

- ✓ Ability to **invest meaningfully in R&D**
- ✓ **Expanded R&D capabilities**
- ✓ **Breadth** and **depth** of pipeline
- ✓ Strategic R&D **collaborations**

≥5
Novel product approvals¹

OPERATIONAL EXCELLENCE 

- ✓ Disciplined **capital allocation**
- ✓ Already achieved operating margin improvement - providing **additional flexibility to invest** in growth drivers

5%²
Adjusted operating margin³ improvement 2021⁴ to 2025



Vision 2025 represents Jazz estimates of future performance. ¹Targeted by the end of the decade; ²Five percentage points; ³Adjusted operating margin is a non-GAAP financial measure, for further information, see "Non-GAAP Financial Measures"; ⁴2021, 2022, and projected 2023 adjusted operating margin calculation is included in the appendix for reference.

Pipeline

Multiple Near-term Catalysts Targeting Significant Market Opportunities



Robust and Productive Pipeline for Sustainable Growth

| PRE-CLINICAL | PHASE 1 | PHASE 2 | PHASE 3 |
|--|--|---|---|
| Undisclosed targets Ras/Raf/MAP kinase pathway ¹ | JZP815 Pan-Raf Inhibitor Program Raf & Ras mutant tumors | Zanidatamab ² HER2-targeted bispecific antibody • 2L zani monotherapy for BTC ³ (Pivotal trial) • Additional trials ongoing in BTC, GEA and CRC • Multiple trials ongoing in breast cancer • I-SPY2 Trial ⁴ in BC | Zanidatamab ² HER2-targeted bispecific antibody 1L zani + chemo ± tislelizumab for GEA ⁷ (Pivotal trial) |
| Undisclosed targets Oncology | Zanidatamab ² HER2-targeted bispecific antibody Breast cancer | JZP351 • HR-MDS (EMSCO) ⁸ • Newly diagnosed older adults with HR-AML ⁹ | Lurbinectedin (Zepzelca) ¹ 1L treatment SCLC in combination with Tecentriq ⁸ (atezolizumab) |
| CombiPlex Oncology | JZP341 (Long-acting <i>Erwinia asparaginase</i>) Solid tumors | JZP351 + other approved therapies • R/R AML or HMA Failure MDS ⁴ • de novo or R/R AML ⁴ | JZP351 • AML or HR-MDS >60yrs (AML18) ⁸ • Newly diagnosed adults with standard- and HR-AML (AMLSG) ⁶ • Newly diagnosed <22 yrs with AML (COG) ⁹ |
| Undisclosed targets Sleep | JZP898 (WTX-613) ² Conditionally-activated IFN α | Suvectaltamide (JZP385) Essential tremor | Cannabidiol (Epidyolex) LGS, DS, TSC in Japan |
| Undisclosed target Epilepsy | JZP351 (Vyxeos) Low Intensity Dosing for higher risk MDS ⁴ | Suvectaltamide (JZP385) Parkinson's Disease Tremor | |
| Undisclosed targets Other neuroscience | JZP324 ³ Oxybate extended-release formulation | | |
| | JZP441 (DSP-0187) ² Orexin-2 receptor agonist | | |
| | Undisclosed cannabinoids Other neuroscience | | |

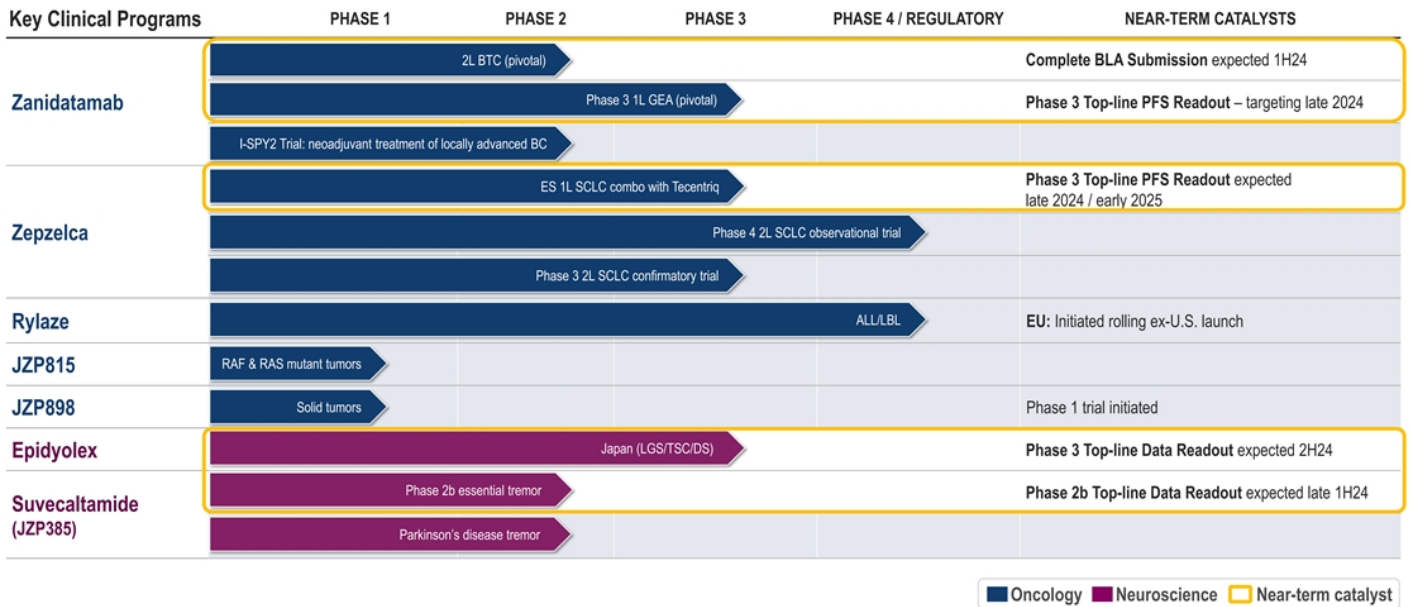
Pipeline projects expanded >4x since 2018

■ Oncology
■ Neuroscience
● New Pipeline asset since 2018




1L = first line; 2L = second line; AML = acute myeloid leukemia; BC = breast cancer; BTC = biliary tract cancers; COG = Children's Oncology Group; CRC = colorectal cancer; DS = Dravet syndrome; EMSO = European Myelodysplastic Neoplasms Cooperative Group; GEA = gastroesophageal adenocarcinoma; HER2 = human epidermal growth factor receptor 2; HMA = hypomethylating agents; HR = high-risk; IFN α = interferon alpha; LGS = Lennox-Gastaut syndrome; MAP = mitogen-activated protein; MDS = myelodysplastic syndromes; R/R = relapsing/refractory; SCLC = small cell lung cancer; SG = study group; TSC = Tuberous sclerosis complex; zani = zanidatamab. ¹Partnered collaboration; ²Acquired; ³Planned; ⁴Jazz & MD Anderson Cancer Center collaboration study; ⁵HERIZON-BTC-01; ⁶Cooperative group study; ⁷HERIZON-GEA-01; ⁸NCT01042379, in collaboration with QuantumLeap Healthcare Collaborative.

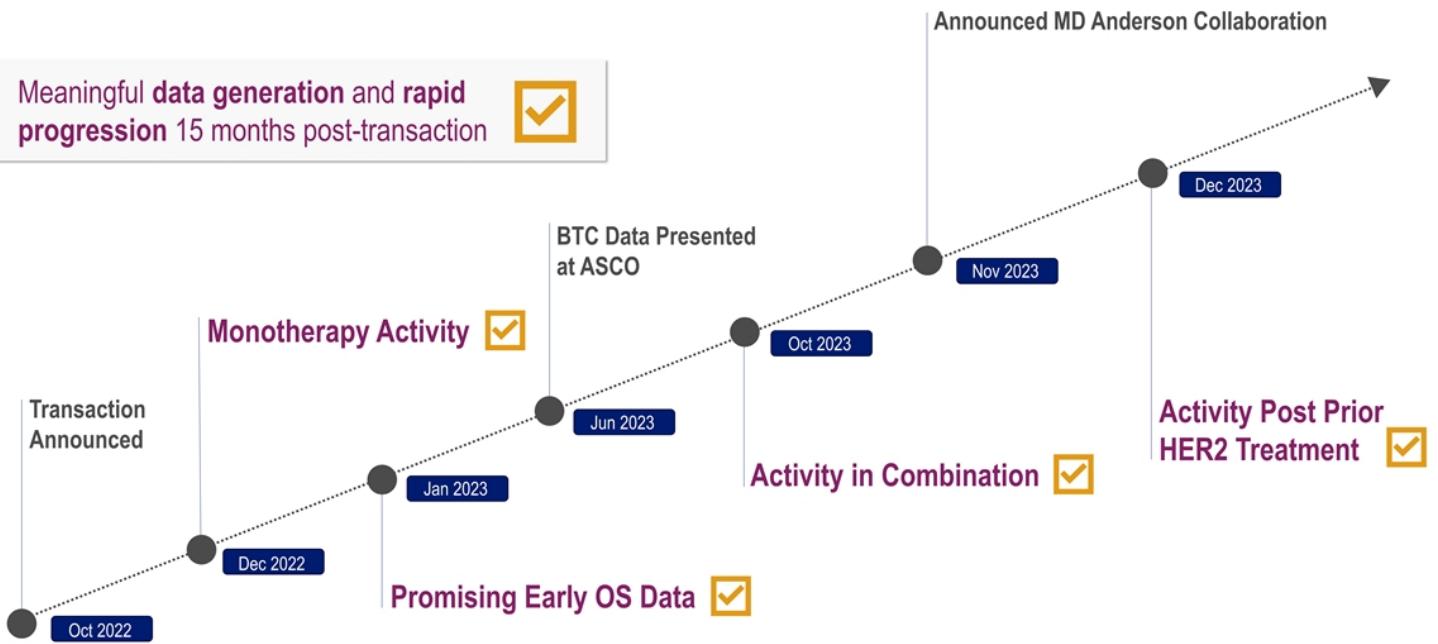
Multiple Pipeline Catalysts Through 2025



1L = first line; 2L = second-line; ALL/LBL = acute lymphoblastic leukemia/lymphoblastic lymphoma; BC = breast cancer; BLA = biologics license application; BTC = biliary tract cancer; DS = Dravet syndrome; ES = extensive-stage; EU = European Union; GEA = gastroesophageal adenocarcinoma; LGS = Lennox-Gastaut syndrome; PFS = progression-free survival; SCLC = small cell lung cancer; TSC = Tuberous sclerosis complex.

Zanidatamab: Recent Data De-Risks \$2B+ Potential Opportunity

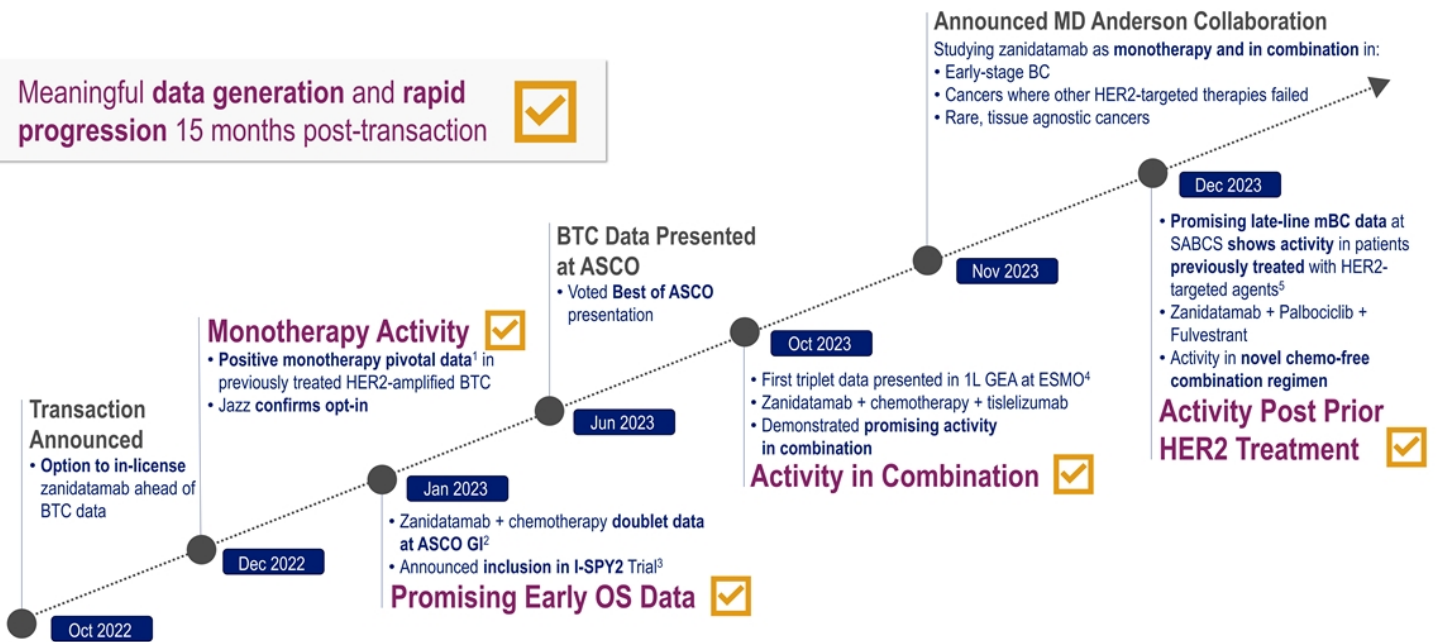
Meaningful **data generation** and **rapid progression** 15 months post-transaction 



ASCO = American Society of Clinical Oncology; BTC = biliary tract cancer; HER2 = human epidermal growth factor receptor 2; OS = overall survival

Zanidatamab: Recent Data De-Risks \$2B+ Potential Opportunity

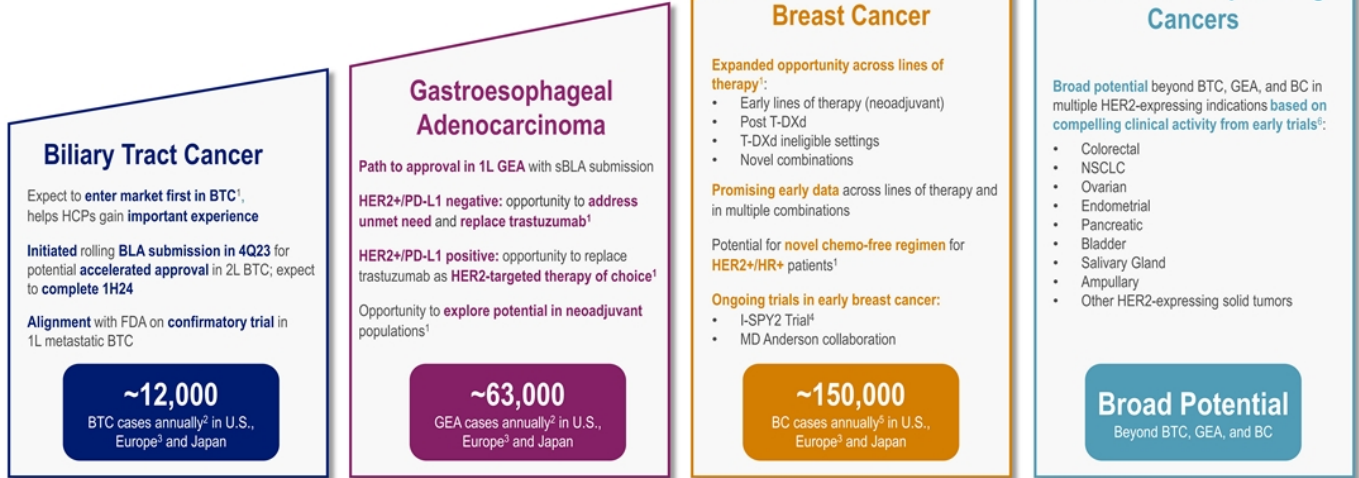
Meaningful data generation and rapid progression 15 months post-transaction



1L = first line; ASCO = American Society of Clinical Oncology; BC = breast cancer; BTC = biliary tract cancer; ESMO = European Society for Medical Oncology; GEA = gastroesophageal adenocarcinoma; GI = gastrointestinal; HER2 = human epidermal growth factor receptor 2; mBC = metastatic breast cancer; OS = overall survival; SABCS = San Antonio Breast Cancer Symposium. ¹DOI: 10.1200/JCO.2023.41.16_suppl.1044 Journal of Clinical Oncology 41, no. 16_suppl (June 01, 2023) 1044-1044; ²DOI: 10.1200/JCO.2023.41.4_suppl.347 Journal of Clinical Oncology 41, no. 4_suppl (February 01, 2023) 347-347; ³NCT01042379, in collaboration with QuantumLeap Healthcare Collaborative; ⁴Poster presented by partner Beigene, Harpreet Wasan, et al. Zanidatamab (zani) plus chemotherapy (chemo) and tislelizumab (TIS) as first-line (1L) therapy for patients (pts) with advanced HER2-positive (+) Gastric/gastroesophageal junction adenocarcinoma (GC/GEJC); updated results from a phase 1b/2 study, ESMO, 2023; ⁵Santiago Escrivá-de-Romani, et al., Primary Results From a Phase 2a Study of Zanidatamab (zani) + Palbociclib (palbo) + Fulvestrant (fulv) in HER2+HR+ Metastatic Breast Cancer (mBC), SABCS, 2023.

Zanidatamab: De-Risked Near-Term Opportunity with \$2B+ Peak Potential

- **Increased HERIZON-GEA-01 enrollment** from 714 to 918 to **improve statistical power** for OS analysis while maintaining late 2024 PFS top-line readout target based on original enrollment
- Maintains **earliest possible time to approval** based on PFS; **increases POS of OS** with two interim and a final OS readout



1L = first line; 2L = second line; BC = breast cancer; BLA = biologics license application; BTC = biliary tract cancer; FDA = Food and Drug Administration; GEA = gastroesophageal adenocarcinoma; HCP = healthcare provider; HER2 = human epidermal growth factor receptor 2; HR+ = hormone receptor positive; NSCLC = non-small cell lung cancer; OS = overall survival; PD-L1 = programmed cell death ligand 1; POS = probability-of-success; PFS = progression-free survival; sBLA = supplemental biologics license application; T-DXd = trastuzumab deruxtecan; ¹Pending regulatory approvals; ²Incidence sources: Kantar reports, ToGA surveillance report; SEER, cancer.gov; ClearView Analysis; GLOBOCAN, Data on file; ³Major markets, U.K, France, Germany, Spain, Italy; ⁴NCT01042379, in collaboration with QuantumLeap Healthcare Collaborative; ⁵Incidence source estimates derived from multiple sources: Decision Resources Group, Kantar Health, Jazz Market Research, data on file; ⁶Funda Meric-Bernstam et al, Zanidatamab, a novel bispecific antibody, for the treatment of locally advanced or metastatic HER2-expressing or HER2-amplified cancers: a phase 1, dose-escalation and expansion study, The Lancet Oncology, Volume 23, Issue 12, 2022, Pages 1558-1570, ISSN 1473-2045, [https://doi.org/10.1016/S1473-2045\(22\)00621-6](https://doi.org/10.1016/S1473-2045(22)00621-6).

Zepzelca: Opportunity to Address Unmet Need as Front-Line Therapy

Well-established as 2L SCLC treatment of choice, generating **over \$820 million⁴** in revenue since launch

KEY CATALYST

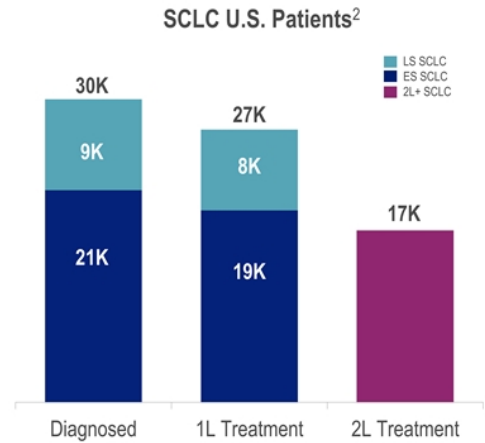
- Expect **Phase 3 top-line PFS readout** in ES 1L SCLC in combination with Tecentriq® (atezolizumab), in collaboration with Roche¹ by **late 2024 / early 2025**
 - **Trial design:** 1L SOC with or without Zepzelca

SIGNIFICANT UNMET NEED

- Expected median OS for ES 1L SCLC patients is **~13 months³**
- In the U.S., there are **~30,000 1L SCLC patients**, with ~27,000 currently treated in 1L and ~17,000 treated in 2L
- **~70%** of 1L patients have extensive stage SCLC

DIFFERENTIATION

- Zepzelca binds to DNA leading to **inhibition of DNA transcription and tumor cell apoptosis**
- Potential to **help SCLC patients earlier** in the treatment paradigm
- Potential to **increase duration of response** with earlier line patients



¹L = first-line; ²L = second-line; ES = extensive stage; LS = limited stage; OS = overall survival; PFS = progression-free survival; SCLC = small cell lung cancer; SOC = standard of care. ²F. Hoffmann-La Roche Ltd

³Approximate U.S. SCLC patient numbers, sources: SEER Cancer Stat Facts <https://seer.cancer.gov/statfacts/html/lungbh.html>, accessed April 19, 2019; American Cancer Society, <https://www.cancer.org/cancer/small-cell-lung-cancer/about/what-is-small-cell-lung-cancer.html>, accessed April 12, 2019; Kantar Health Treatment Architecture SCLC July 2018; Jazz primary market research May 2019; ⁴Paz-Ares, L. et al. Durvalumab, with or without tremelimumab, plus platinum-etoposide in first-line treatment of extensive-stage small-cell lung cancer: 3-year overall survival update from CASPIAN. ESMO Open. 2022 Apr; 7(2):100408; ⁵Net product sales from launch in July 2020 to September 30, 2023.

Suvecaltamide: Near-Term Essential Tremor Data Readout

KEY CATALYST

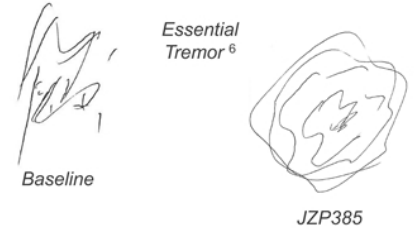
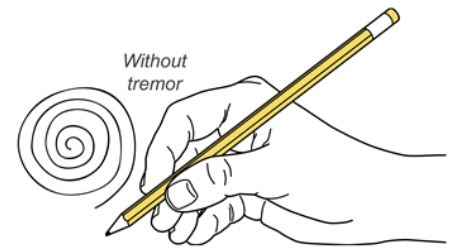
- Expect top-line data from **Phase 2b Essential Tremor (ET) trial late 1H24**

SIGNIFICANT UNMET NEED

- **High unmet need:** no newly approved ET pharmacotherapy in >50 years¹⁻³
- In the U.S. and key European markets^{4,5}
 - ~11 million prevalence
 - ~2 million diagnosed

DIFFERENTIATION

- **Highly selective and state-dependent** modulator of T-type calcium channels which play a role in the brain's management of muscle movement
- **Preferentially binds** to a specific conformation of the T-type calcium channel to reduce and stabilize activity in patients with ET
- Potency against **all three CaV3⁵ isoforms** and **>100-fold selectivity** against other ion channel targets



Baseline

JZP385

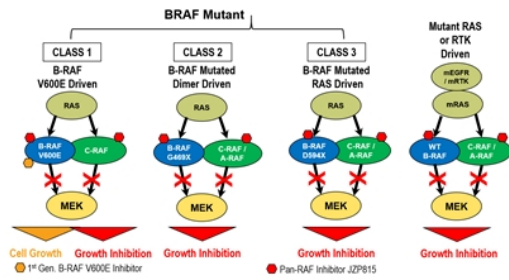
¹Essential Tremor Information Page, National Institute of Neurological Disorders and Stroke. <https://www.ninds.nih.gov/Disorders/All-Disorders/Essential-Tremor-Information-Page>. Modified March 27, 2019. Accessed October 2021; ²Bhatia KP, Bain P, Bajaj N, et al. Consensus Statement on the classification of tremors from the task force on tremor of the International Parkinson and Movement Disorder Society. *Mov Disord*. 2018;33(1):75-87. doi:10.1002/mds.27121; ³Chandler DL. Finding New Ways To Treat Tremors. *IEEE Pulse*. 2021;12(3):14-17. doi:10.1109/MPULS.2021.3078599; ⁴Louis ED, Olanow R. How many people in the USA have essential tremor? Deriving a population estimate based on epidemiological data. *Tremor Other Hyperkinet Mov (NY)*. 2014;4:259. Published 2014 Aug 14. doi:10.7916/D8T4P4B; ⁵There are three known types of T-type calcium channels, or Ca_v3, each associated with a specific α subunit; ⁶Papapetropoulos S, et al. Efficacy Results from a Phase 2, Double-Blind, Placebo-Controlled Study of CX-8998, a State-Dependent T-Type Calcium (Cav3) Channel Modulator in Essential Tremor Patients (T-CALM). Platform presentation at the American Academy of Neurology 71st Annual Meeting, May 4 to May 10, 2019 in Philadelphia, PA. Example from one patient.



Novel Early Programs Continue to Advance

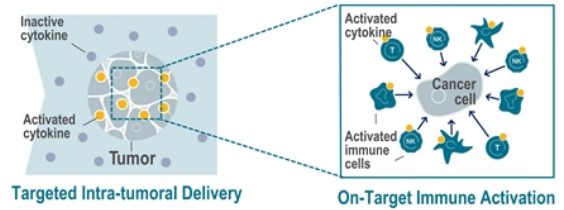
JZP815¹

- **Highly selective** and **potent inhibitor of activity against all RAF protomers**
 - Sub-nanomolar activity against ARAF, BRAF and CRAF
- **Inhibits full spectrum** of RAF mutations and specific KRAS and NRAS driver mutations
- Phase 1, **first-in-human trial initiated** in patients with advanced or metastatic solid tumors with MAPK alterations



JZP898²

- Designed to be **first in-class, systemically delivered, conditionally activated IFN α molecule** for treatment of a wide variety of solid tumors
- Potential to **improve therapeutic index** of IFN α therapy by **minimizing severe toxicities associated with IFN α therapy** and **maximizing clinical benefit** when administered as monotherapy or in combination with immune checkpoint inhibitors
- Designed to systemically deliver a conditionally-activated IFN α therapy with **both IFNAR blockade** and potential for **full IFN α potency and function**
- IND cleared, **Phase 1 Trial initiated**



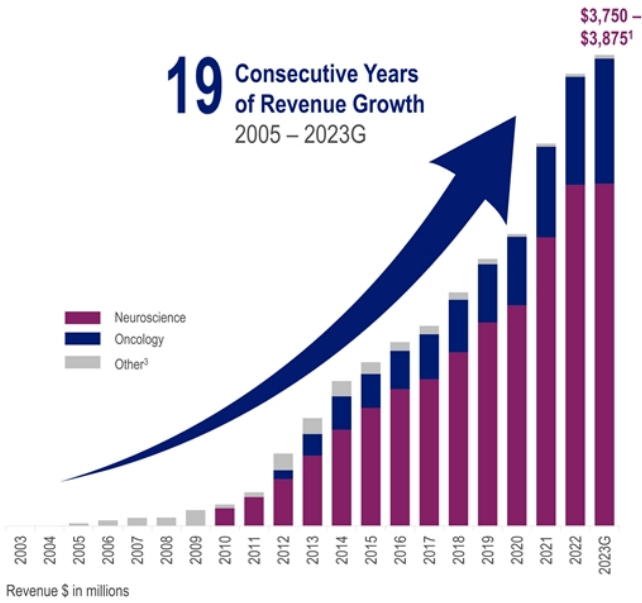
IFN α = interferon alpha; IFNAR = interferon alpha receptors; IND = investigational new drug application; MAPK = mitogen-activated protein kinases. ¹Hauptschein, R, et al. JZP815, A Potent and Selective Pan-RAF Inhibitor, Demonstrates Efficacy in RAF and RAS Mutant Tumor Preclinical Models. AACR Annual Meeting 2022. ²WTX613, a conditionally activated IFN α INDUKINE™ molecule, induces anti-tumor immune responses resulting in strong tumor growth control in syngeneic mouse tumor models, E Tyagi et al, poster presented at SITC Annual Meeting, Nov. 10–14, 2021; Washington, D.C.

Commercial

Growing and Diverse Revenue Streams



Key Growth Drivers Contributing to Top-Line Revenues



GROWING & INCREASINGLY DIVERSIFIED PORTFOLIO

- 2020 – 2023G² revenues expected to grow by >60%¹
- Oncology revenues expected to be ~27% of total revenues¹ based on 2023G²
- Only 16% of 3Q23 total revenues relate to Xyrem and AG royalties

KEY GROWTH DRIVERS: XYWAV, EPIDIOLEX, RYLAZE

- Expect double-digit percentage revenue growth^{1,4} across combined key growth drivers in 2024

xywav™

Epidiolex®

RYLAZE®
asparaginase erwinia chrysanthemii
(recombinant)-rywin for injection
100mg/50mL, 500mg/50mL



Note: the Company expects double-digit percentage revenue growth across combined key growth drivers as well top-line revenue growth overall in 2024. 2023G = 2023 financial guidance as provided by Jazz Pharmaceuticals plc on and as of November 8, 2023. AG = authorized generic; YoY = Year-over-year. ¹Jazz Pharmaceuticals plc has not finalized its financial results for the year ended December 31, 2023, and actual results may differ; ²Based on mid-point of guidance provided by Jazz Pharmaceuticals plc on and as of November 8, 2023; ³Includes other revenues, other royalty and contract revenues, and revenues not associated with Neuroscience or oncology; ⁴Double-digit revenue growth expected in 2024 vs. 2023 for the sum of total revenues from all three key growth drivers: Xywav, Epidiolex, Rylaze.

Rely on Rylaze: Successful Launch and Strong Demand



Emily

Rylaze patient diagnosed with ALL

KEY HIGHLIGHTS

Sustained asparaginase activity over the course of therapy essential to treatment success of ALL/LBL patients¹

- **\$660 million²** in revenue since launch in mid-2021

GROWTH OPPORTUNITIES

- **Continued strong demand driven by:**
 - Increased use in AYA setting
 - Switching to Rylaze at first sign of HSR and due to other treatment-related issues
 - **Significant uptake** in **M/W/F 25/25/50** IM dosing regimen
- **Enrylaze granted marketing authorization** by EC for the treatment of ALL and LBL in adult and pediatric patients; Initiated rolling ex-U.S. launch in 2023



ALL/LBL = acute lymphoblastic leukemia / lymphoblastic lymphoma; AYA = adolescents and young adults; EC = European Commission; HSR = hypersensitivity reaction; IM = intramuscular; M/W/F = Monday/Wednesday/Friday. ¹Salzer W, Bostrom B, Messinger Y, et al. Asparaginase activity levels and monitoring in patients with acute lymphoblastic leukemia. Leuk Lymphoma. 2018;59(8):1797-1806; ²Net product sales from launch in July 2021 to September 30, 2023.

Epidiolex: High Unmet Need in Pediatric Onset Epilepsy



Ellamee

Epidiolex patient living with LGS



KEY HIGHLIGHTS

Broad spectrum efficacy through novel mechanism of action

- **\$1.8 billion¹** in revenue since acquisition mid-2021

GROWTH OPPORTUNITIES

- Further data generation, including potential beyond-seizure benefits from the EpiCom² study in TSC and multiple publications presented at AES 2023
- **Education on caregiver reported outcomes and beyond-seizure benefits** utilizing data from the BECOME^{3,4} survey in DS and LGS
- Delivering programs and education to support **optimal dosing**
- Enhancing focus on additional opportunity in **adult patient setting**
- Additional **ex-U.S. launches and indication expansion** expected through 2024; **top-line data expected 2H24** from pivotal Phase 3 trial for DS/LGS/TSC in Japan



AES = American Epilepsy Society; DS = Dravet syndrome; LGS = Lennox-Gastaut syndrome; TSC = tuberous sclerosis complex. ¹Net product sales from May 2021 to September 30, 2023; ²Eeghen, AM, Thiele, EA, et al. Poster presented at: World Congress of Neurology, October 15-19, 2023; ³Salazar TD, Berg A, Danese SR, et al. Poster presented at: American Epilepsy Society Annual Meeting; December 3-7, 2021; Chicago, IL; ⁴Berg A, Perry MS, Salazar TD et al. Poster presented at: American Epilepsy Society Annual Meeting; December 3-7, 2021; Chicago, IL.

Xywav: Success Reinforces Durability in Sleep



Diana

Xywav patient living with IH

KEY HIGHLIGHTS

- **Annualizing at \$1.3B¹**, as of 3Q23
- **First and only** FDA-approved therapy to treat IH
- Received **Orphan Drug Exclusivity** in IH
- Approved to treat the **full condition of IH**, including sleep inertia, which has significant impact on patients' quality of life and daily function
- **Benefits of reducing sodium intake** and an **individualized dosing regimen** continue to resonate with patients and HCPs for the treatment of IH and narcolepsy
- Expect high-sodium AG royalty revenue to **exceed \$200M** in 2024

GROWTH OPPORTUNITIES

- **Continued growth** of **new prescribers** driving demand
- **Expanding field force** to increase the breadth of IH prescribers
- Jazz survey of sleep specialists indicates **70%** anticipate **increasing prescribing of Xywav for IH**
- **Efficient launch in IH** with >90% overlap with existing sleep call universe



AG royalties = high-sodium authorized generic royalty revenues; FDA = Food and Drug Administration; HCP = healthcare provider; IH = idiopathic hypersomnia.
¹Based on 3Q23 Xywav net product sales reported for quarter ended September 30, 2023.

Near-Term Catalysts to Drive Substantial Value Creation

COMMERCIAL CATALYSTS

Epidiolex / Epidyolex

- Additional ex-U.S. launches and indication expansion expected through 2024
- Continued data generation

Rylaze / Enrylaze

- Began rolling ex-U.S. launch for Enrylaze

Xywav

- Meaningful growth opportunity in IH
- Expect to remain oxybate of choice in narcolepsy

Zanidatamab

- Potential U.S. commercial launch in 2L BTC in 2025 or earlier

2024 / 2025

Commercial catalysts drive increased confidence in sustainable top-line revenue growth¹

Deep pipeline provides multiple near-term catalysts

Financial strength underpins ability to grow and execute Vision 2025²

PIPELINE CATALYSTS

Zanidatamab

- Complete BLA submission in BTC expected 1H24

Suvecaltamide

- Phase 2b top-line data in ET expected late 1H24

Epidyolex

- Phase 3 top-line data in Japan expected 2H24

Zanidatamab

- Phase 3 top-line PFS readout – targeting late 2024

Zepzelca

- Phase 3 top-line readout expected late 2024 / early 2025



¹1L = first line; 2L = second line; BLA = biologics license application; BTC = biliary tract cancer; ET = essential tremor; GEA = gastroesophageal adenocarcinoma; IH = idiopathic hypersomnia; PFS = progression-free survival.
²The Company expects top-line total revenue growth in 2024 relative to 2023 and over the two-year period ending in 2025. ³Vision 2025 represents Jazz estimates of future performance in 2025.

Thank You



Appendix



GAAP and Non-GAAP Adjusted Operating Margin¹ – Year Ended December 31, 2021

The following table provides a reconciliation of the Company's GAAP reported cost of product sales, SG&A expenses and R&D expenses to non-GAAP adjusted cost of products sales, SG&A expenses and R&D expenses and the calculation of the Company's GAAP and non-GAAP adjusted operating margin:

| In millions, except % (unaudited) | GAAP | Non-GAAP adjusted |
|--|---------|----------------------|
| Revenue | \$3,094 | \$3,094 |
| GAAP reported and non-GAAP Adjusted cost of product sales, SG&A and R&D expenses | \$2,398 | \$1,761 |
| GAAP and Non-GAAP adjusted operating margin % | 22% | 43% |

| In millions (unaudited) | Cost of product sales | SG&A | R&D | Total |
|---|-----------------------|---------|-------|---------|
| GAAP reported | \$441 | \$1,452 | \$506 | \$2,398 |
| Share-based compensation | (11) | (118) | (42) | (170) |
| Transaction and integration related expenses | (2) | (229) | (13) | (244) |
| Acquisition accounting inventory fair value step-up | (223) | — | — | (223) |
| Total non-GAAP adjusted | \$205 | \$1,105 | \$451 | \$1,761 |



Note: Table may not foot due to rounding. R&D = research and development; SG&A = selling, general and administrative. ¹Adjusted operating margin is a non-GAAP financial measure; for further information, see "Non-GAAP Financial Measures".

GAAP and Non-GAAP Adjusted Operating Margin¹ – Year Ended December 31, 2022

The following table provides a reconciliation of the Company's GAAP reported cost of product sales, SG&A expenses and R&D expenses to non-GAAP adjusted cost of products sales, SG&A expenses and R&D expenses and the calculation of the Company's GAAP and non-GAAP adjusted operating margin:

| In millions, except % (unaudited) | GAAP | Non-GAAP adjusted |
|--|---------|----------------------|
| Revenue | \$3,659 | \$3,659 |
| GAAP reported and non-GAAP Adjusted cost of product sales, SG&A and R&D expenses | \$2,548 | \$1,908 |
| GAAP and Non-GAAP adjusted operating margin % | 30% | 48% |

| In millions (unaudited) | Cost of product sales | SG&A | R&D | Total |
|---|-----------------------|---------|-------|---------|
| GAAP reported | \$541 | \$1,417 | \$590 | \$2,548 |
| Share-based compensation | (12) | (149) | (57) | (218) |
| Restructuring and other charges | (2) | (65) | (10) | (77) |
| Transaction and integration related expenses | — | (21) | (2) | (24) |
| Costs related to disposal of a business | — | (48) | — | (48) |
| Acquisition accounting inventory fair value step-up | (273) | — | — | (273) |
| Total non-GAAP adjusted | \$252 | \$1,135 | \$521 | \$1,908 |



Note: Table may not foot due to rounding. R&D = research and development; SG&A = selling, general and administrative. ¹Adjusted operating margin is a non-GAAP financial measure; for further information, see "Non-GAAP Financial Measures".

GAAP and Non-GAAP Adjusted Operating Margin^{1,2} – FY 2023 Guidance

The following table provides a reconciliation of the Company's projected 2023 GAAP cost of product sales, SG&A expenses and R&D expenses to non-GAAP adjusted cost of products sales, SG&A expenses and R&D expenses, in each case based on the midpoint¹ of the Company's 2023 guidance, and the calculation of the Company's projected GAAP and non-GAAP adjusted operating margin:

| In millions, except % (unaudited) | GAAP G | Non-GAAP adjusted G |
|---|---------|------------------------|
| Revenue | \$3,813 | \$3,813 |
| GAAP and non-GAAP Adjusted cost of product sales, SG&A and R&D expenses | \$2,562 | \$2,154 |
| GAAP and Non-GAAP adjusted operating margin % | 33% | 44% |

| In millions (unaudited) | Cost of product sales G | SG&A G | R&D G | Total G |
|---|-------------------------|---------|-------|---------|
| GAAP | \$428 | \$1,268 | \$866 | \$2,562 |
| Share-based compensation | (14) | (160) | (66) | (240) |
| Acquisition accounting inventory fair value step-up | (145) | — | — | (145) |
| Restructuring and other costs | — | (23) | — | (23) |
| Total non-GAAP adjusted | \$269 | \$1,085 | \$800 | \$2,154 |



Note: Table may not foot due to rounding. G = guidance; R&D = research and development; SG&A = selling, general and administrative. ¹Calculated at the midpoint of 2023 financial guidance as provided by Jazz Pharmaceuticals plc on and as of November 8, 2023; ²Adjusted operating margin is a non-GAAP financial measure; for further information, see "Non-GAAP Financial Measures".